



अमृत महा आवास अभियान २०२२-२३

दैनिक प्रगती अहवाल : १४.०४.२०२३

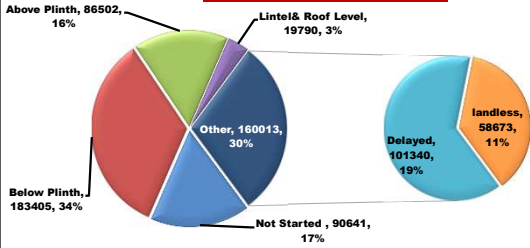
प्रधानमंत्री आवास योजना ग्रामीण – मंजूरी, पूर्ण घरकुले, हप्ते वितरण
राज्य पुरस्कृत ग्रामीण आवास योजना – मंजूरी, पूर्ण घरकुले, हप्ते वितरण

योजना	एकूण मंजूरी	दैनिक मंजूरी	एकूण पूर्ण	दैनिक पूर्ण घरकुले	दैनिक पहिला हप्ता वितरित	दैनिक दुसरा हप्ता वितरित	दैनिक तिसरा हप्ता वितरित
प्रधानमंत्री आवास योजना ग्रामीण	१४११४३८	१६	१०३१५४५	२७८५	०	०	०
राज्य योजना	५५१६०२	८०२	४००९२४	४९९	१२४४	१०५४	९५५
एकूण	१९६३०४०	८१८	१४३२४६९	३२८४	१२४४	१०५४	९५५

PMAY-G Completion Progress Bar

73.1%

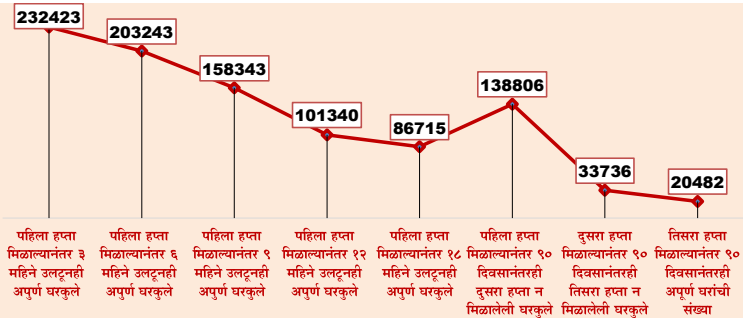
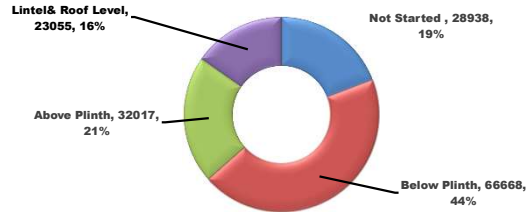
PMAY-G: Incomplete Houses bifurcation



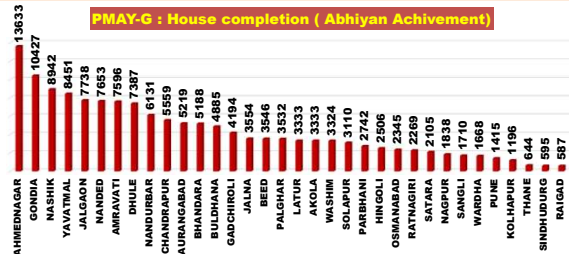
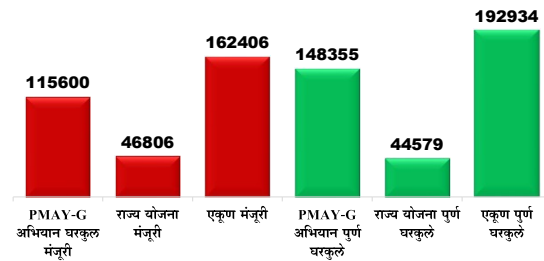
State Schemes Progress Bar

72.7%

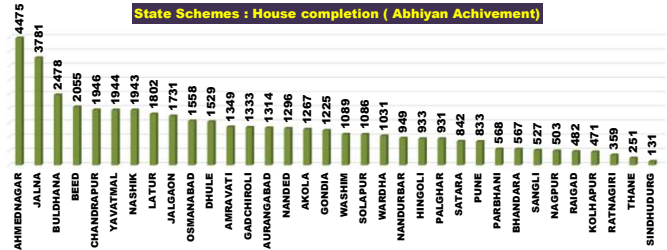
State Schemes: Incomplete Houses bifurcation



Abhiyan Achievement Day 145



State Schemes: House completion (Abhiyan Achievement)



राज्य व्यवस्थापन कक्ष- ग्रामीण गृहनिर्माण

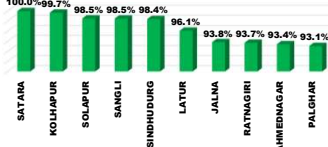
४ था मजला, दक्षिण कक्ष, सिडको भवन, सीबीडी बेलापूर, नवी मुंबई - ४०० ६१४.

Top and Bottom Ten Districts

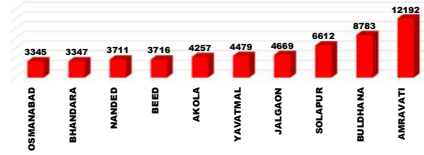
PMAY-G Delayed Houses TOP 10 Dist.



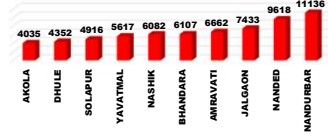
State Schemes Sanction TOP 10 Dist.



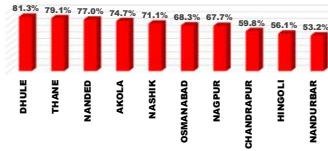
PMAY-G Remaining 1st Installments Bottom 10 Dist.



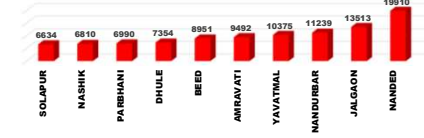
PMAY-G Delayed Houses Bottom 10 Dist.



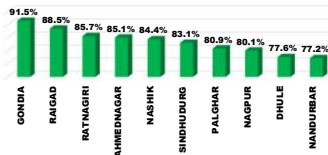
State Schemes Sanction Bottom 10 Dist.



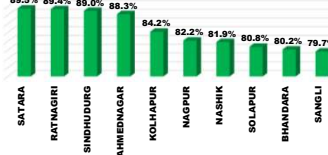
PMAY-G Remaining 2nd Installments Bottom 10 Dist.



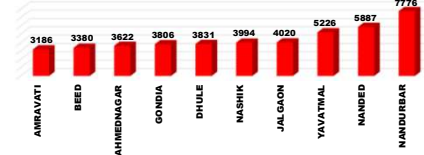
PMAY-G Completion TOP 10 Dist.



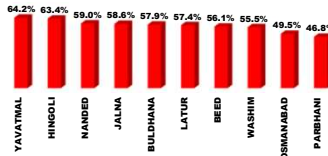
State Schemes Completion TOP 10 Dist.



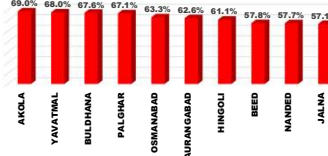
PMAY-G Remaining 3rd Installments Bottom 10 Dist.



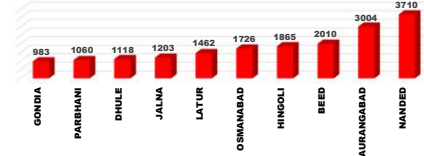
PMAY-G Completion Bottom 10 Dist.



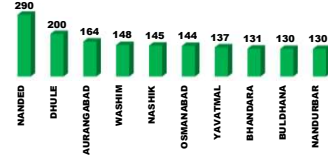
State Schemes Completion Bottom 10 Dist.



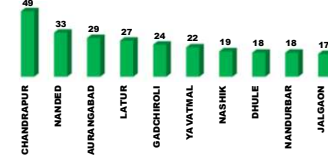
State Schemes Remaining 1st Installments Bottom 10 Dist.



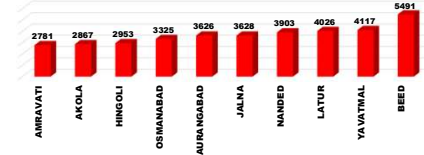
PMAY-G Daily Completion Top 10 Dist.



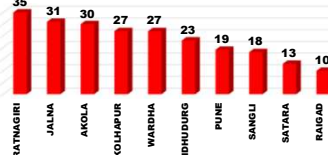
State Schemes Daily Completion Top 10 Dist.



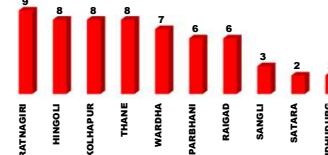
State Schemes Remaining 2nd Installments Bottom 10 Dist.



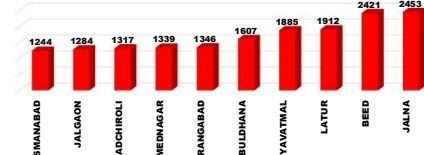
PMAY-G Daily Completion Bottom 10 Dist.



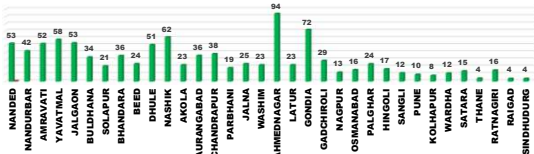
State Schemes Daily Completion Bottom 10 Dist.



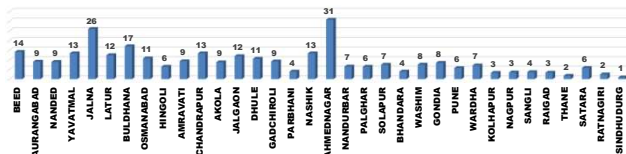
State Schemes Remaining 3rd Installments Bottom 10 Dist.



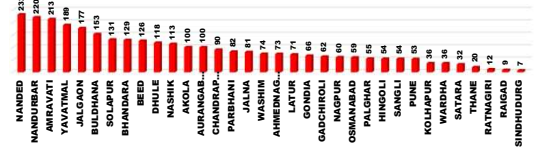
PMAY-G : Current Pace of Completion Per Day (Abhiyan)



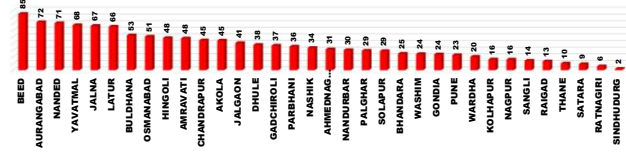
State Schemes : Current Pace of Completion Per Day (Abhiyan)



PMAY-G Required Pace of Completion Per Day



State Schemes Required Pace of Completion Per Day



प्रधानमंत्री आवास योजना ग्रामीण - मंजूरी (PWL+Awaas Plus)

Sr. No.	Division	Target (PWL+Awaas Plus)	13.04.2023	14.04.2023	Daily_Achievement	Remaining
1	NASHIK DIV.	414777	413708	413710	6	1067
2	AMRAVATI DIV.	275036	274531	274527	4	509
3	NAGPUR DIV.	292191	291595	291578	4	613
4	KONKAN DIV.	69788	69637	69637	1	151
5	PUNE DIV.	125100	124493	124494	1	606
6	AURANGABAD DIV.	238110	237522	237492	0	618
Total		1415002	1411486	1411438	16	3564

Sr. No.	District	Target (PWL+Awaas Plus)	13.04.2023	14.04.2023	Daily_Achievement	Remaining
1	NANDURBAR	119521	118935	118941	6	580
2	AMRAVATI	95712	95456	95460	4	252
3	GADCHIROLI	31698	31607	31611	4	87
4	PALGHAR	35312	35183	35184	1	128
5	SOLAPUR	49576	49136	49137	1	439
6	AKOLA	48797	48778	48778	0	19
7	AURANGABAD	36795	36666	36666	0	129
8	BEED	35310	35254	35254	0	56
9	BULDHANA	44768	44731	44731	0	37
10	DHULE	64979	64903	64903	0	76
11	GONDIA	96492	96142	96142	0	350
12	HINGOLI	18109	18083	18083	0	26
13	JALGAON	79749	79422	79422	0	327
14	KOLHAPUR	17685	17685	17685	0	0
15	LATUR	20708	20564	20564	0	144
16	NAGPUR	37113	37100	37100	0	13
17	NANDED	69546	69474	69474	0	72
18	NASHIK	89735	89692	89692	0	43
19	OSMANABAD	14506	14384	14384	0	122
20	PARBHANI	19097	19060	19060	0	37
21	PUNE	20544	20531	20531	0	13
22	RAIGAD	9831	9822	9822	0	9
23	SANGLI	21932	21780	21780	0	152
24	SATARA	15363	15361	15361	0	2
25	SINDHUDURG	5142	5142	5142	0	0
26	THANE	9606	9599	9599	0	7
27	WARDHA	18645	18621	18621	0	24
28	WASHIM	20404	20397	20397	0	7
29	RATNAGIRI	9897	9891	9890	-1	7
30	AHMEDNAGAR	60793	60756	60752	-4	41
31	BHANDARA	65119	65101	65094	-7	25
32	YAVATMAL	65355	65169	65161	-8	194
33	CHANDRAPUR	43124	43024	43010	-14	114
34	JALNA	24039	24037	24007	-30	32
Total		1415002	1411486	1411438	16	3564

Remaining Sanction RANK

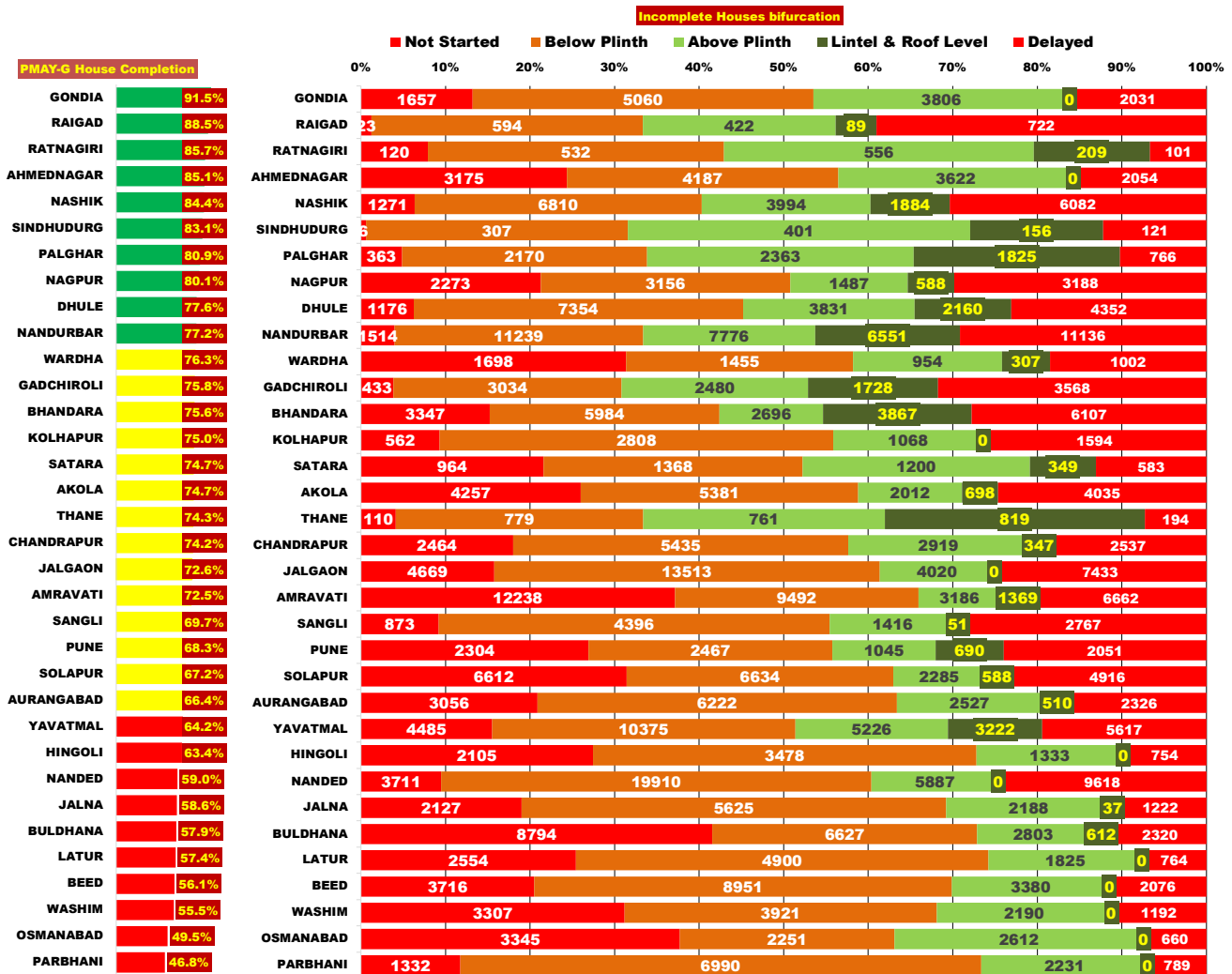
KOLHAPUR	0
SINDHUDURG	0
SATARA	2
RATNAGIRI	7
THANE	7
WASHIM	7
RAIGAD	9
NAGPUR	13
PUNE	13
AKOLA	19
WARDHA	24
BHANDARA	25
HINGOLI	26
JALNA	32
BULDHANA	37
PARBHANI	37
AHMEDNAGAR	41
NASHIK	43
BEED	56
NANDED	72
DHULE	76
GADCHIROLI	87
CHANDRAPUR	114
OSMANABAD	122
PALGHAR	128
AURANGABAD	129
LATUR	144
SANGLI	152
YAVATMAL	194
AMRAVATI	252
JALGAON	327
GONDIA	350
SOLAPUR	439
NANDURBAR	580

प्रधानमंत्री आवास योजना - ग्रामीण : भूमिहीन लाभार्थी अहवाल

Sr. No.	District	Google Sheet Report			AwaasSoft Report			
		Total Landless	Provided land	Remaining	Landless beneficiaries tagged in AwaasSoft	Landless beneficiaries provided land	Remaining Landless	Remaining Tag
1	DHULE	18	18	0	18	18	0	0
2	GADCHIROLI	8	8	0	8	8	0	0
3	NANDURBAR	0	0	0	0	0	0	0
4	PALGHAR	11	11	0	11	11	0	0
5	RAIGAD	6	6	0	6	6	0	0
6	RATNAGIRI	23	23	0	23	23	0	0
7	SINDHUDURG	420	420	0	420	420	0	0
8	KOLHAPUR	257	257	0	257	224	33	0
9	THANE	127	74	53	127	43	84	0
10	NANDED	362	277	85	362	242	120	0
11	BEED	212	101	111	212	72	140	0
12	SANGLI	437	143	294	431	141	290	6
13	PARBHANI	332	15	317	332	13	319	0
14	SATARA	1311	582	729	1311	630	681	0
15	NASHIK	1642	1454	188	1642	715	927	0
16	HINGOLI	1713	787	926	1713	466	1247	0
17	JALNA	1413	165	1248	1381	85	1296	32
18	WARDHA	2819	1284	1535	2819	1216	1603	0
19	GONDIA	2450	2450	0	2450	765	1685	0
20	NAGPUR	5134	3397	1737	5088	3400	1688	46
21	CHANDRAPUR	2791	1463	1328	2752	965	1787	39
22	PUNE	2925	992	1933	2925	885	2040	0
23	LATUR	2341	13	2328	2341	5	2336	0
24	OSMANABAD	2470	104	2366	2470	56	2414	0
25	YAVATMAL	3437	1119	2318	3575	1094	2481	-138
26	BHANDARA	5825	3230	2595	5825	3213	2612	0
27	WASHIM	3477	865	2612	3477	850	2627	0
28	AURANGABAD	3328	1779	1549	3328	288	3040	0
29	AKOLA	7074	3842	3232	7074	3844	3230	0
30	AHMEDNAGAR	7762	4828	2934	7757	3286	4471	5
31	JALGAON	22889	20580	2309	22681	16486	6195	208
32	SOLAPUR	7960	2595	5365	7854	793	7061	106
33	BULDHANA	15256	8455	6801	15256	6953	8303	0
34	AMRAVATI	21560	11238	10322	21560	3318	18242	0
	Total	127790	72575	55215	127486	50534	76952	304

प्रधानमंत्री आवास योजना ग्रामीण - पूर्ण घरकूले

Sr. No.	Division	Sanction	13.04.2023	14.04.2023	Daily Achievement	Remaining	Avg. Completed Per Day From 20.11.22 to Today	To be Completed in Per Day till 15.08.23
1	AURANGABAD DIV.	237492	137495	138459	964	99033	213	805
2	NASHIK DIV.	413710	326744	327345	601	86365	302	702
3	AMRAVATI DIV.	274527	184250	184746	496	89781	190	730
4	NAGPUR DIV.	291578	236593	237002	409	54576	199	444
5	KONKAN DIV.	69637	56857	57035	178	12602	53	102
6	PUNE DIV.	124494	86821	86958	137	37536	66	305
Total		1411438	1028760	1031545	2785	379893	1023	3089



प्रधानमंत्री आवास योजना ग्रामीण - पूर्ण घरकूले

Sr. No.	District	Sanction	13.04.2023	14.04.2023	Daily Achievement	Remaining	Avg. Completed Per Day From 20.11.22 to Today	To be Completed in Per Day till 15.08.23
1	NANDED	69474	40673	40963	290	28511	53	232
2	DHULE	64903	50182	50382	200	14521	51	118
3	AURANGABAD	36666	24187	24351	164	12315	36	100
4	WASHIM	20397	11182	11330	148	9067	23	74
5	NASHIK	89692	75588	75733	145	13959	62	113
6	OSMANABAD	14384	6981	7125	144	7259	16	59
7	YAVATMAL	65161	41722	41859	137	23302	58	189
8	BHANDARA	65094	49069	49200	131	15894	36	129
9	BULDHANA	44731	25776	25906	130	18825	34	153
10	NANDURBAR	118941	91731	91861	130	27080	42	220
11	LATUR	20564	11693	11807	114	8757	23	71
12	PARBHANI	19060	8804	8915	111	10145	19	82
13	CHANDRAPUR	43010	31804	31898	94	11112	38	90
14	JALGAON	79422	57566	57656	90	21766	53	177
15	NAGPUR	37100	29658	29731	73	7369	13	60
16	PALGHAR	35184	28393	28463	70	6721	24	55
17	BEED	35254	19709	19774	65	15480	24	126
18	SOLAPUR	49137	32958	33018	60	16119	21	131
19	AMRAVATI	95460	69170	69221	51	26239	52	213
20	HINGOLI	18083	11419	11464	45	6619	17	54
21	GADCHIROLI	31611	23919	23961	42	7650	29	62
22	GONDIA	96142	87963	88005	42	8137	72	66
23	THANE	9599	7090	7130	40	2469	4	20
24	AHMEDNAGAR	60752	51677	51713	36	9039	94	73
25	RATNAGIRI	9890	8438	8473	35	1417	16	12
26	JALNA	24007	14029	14060	31	9947	25	81
27	AKOLA	48778	36400	36430	30	12348	23	100
28	KOLHAPUR	17685	13231	13258	27	4427	8	36
29	WARDHA	18621	14180	14207	27	4414	12	36
30	SINDHUDURG	5142	4249	4272	23	870	4	7
31	PUNE	20531	14006	14025	19	6506	10	53
32	SANGLI	21780	15159	15177	18	6603	12	54
33	SATARA	15361	11467	11480	13	3881	15	32
34	RAIGAD	9822	8687	8697	10	1125	4	9
Total		1411438	1028760	1031545	2785	379893	1023	3089

राज्यपुरस्कृत आवास योजना ग्रामीण - मंजूरी

Sr. No.	Division	Target	13.04.2023	14.04.2023	Daily_Achievement	Remaining
1	KONKAN DIV.	34729	30554	30943	389	3786
2	NAGPUR DIV.	118393	89280	89655	375	28738
3	AMRAVATI DIV.	109702	93492	93509	17	16193
4	NASHIK DIV.	141360	110122	110133	11	31227
5	AURANGABAD DIV.	199331	164364	164369	7	34962
6	PUNE DIV.	65334	62990	62993	3	2341
Total		668849	550802	551602	802	117247

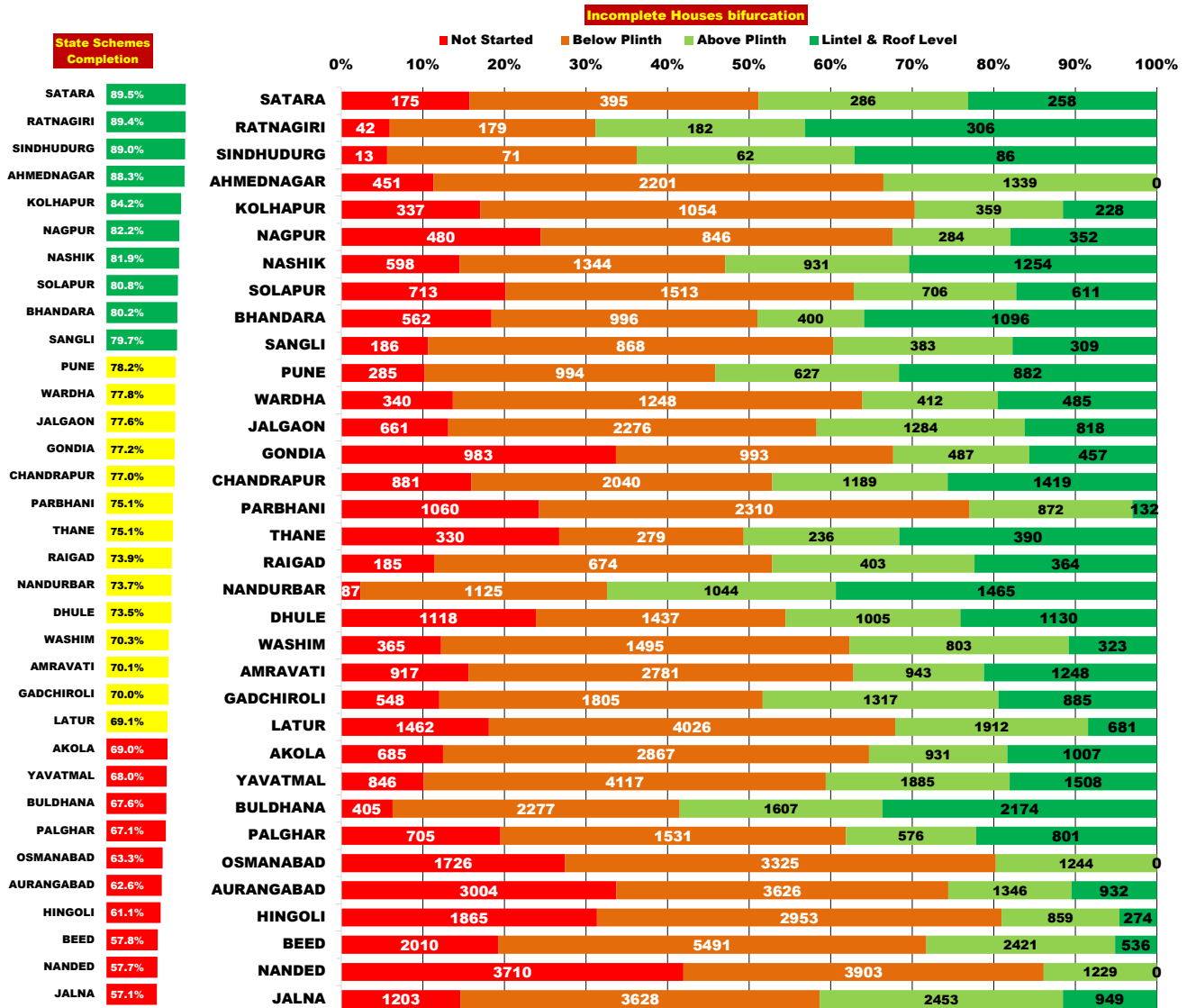
Sr. No.	District	Target	13.04.2023	14.04.2023	Daily_Achievement	Remaining
1	PALGHAR	11792	10585	10974	389	818
2	CHANDRAPUR	40285	23710	24080	370	16205
3	AMRAVATI	23224	19682	19699	17	3525
4	NASHIK	32035	22771	22782	11	9253
5	PARBHANI	19784	17583	17590	7	2194
6	GONDIA	14246	12790	12795	5	1451
7	SATARA	10647	10644	10647	3	0
8	AHMEDNAGAR	35298	32973	32973	0	2325
9	AKOLA	23681	17691	17691	0	5990
10	AURANGABAD	26141	23795	23795	0	2346
11	BEED	26878	24796	24796	0	2082
12	BHANDARA	17590	15392	15392	0	2198
13	BULDHANA	21616	19967	19967	0	1649
14	DHULE	21790	17708	17708	0	4082
15	GADCHIROLI	16834	15197	15197	0	1637
16	HINGOLI	27298	15306	15306	0	11992
17	JALGAON	25659	22535	22535	0	3124
18	JALNA	20446	19183	19183	0	1263
19	KOLHAPUR	12565	12528	12528	0	37
20	NAGPUR	16291	11021	11021	0	5270
21	NANDED	26760	20607	20607	0	6153
22	NANDURBAR	26578	14135	14135	0	12443
23	OSMANABAD	24853	16979	16979	0	7874
24	PUNE	14672	12770	12770	0	1902
25	RAIGAD	7406	6228	6228	0	1178
26	RATNAGIRI	7126	6677	6677	0	449
27	SANGLI	8732	8603	8603	0	129
28	SINDHUDURG	2141	2107	2107	0	34
29	SOLAPUR	18718	18445	18445	0	273
30	THANE	6264	4957	4957	0	1307
31	WARDHA	13147	11170	11170	0	1977
32	WASHIM	11500	10054	10054	0	1446
33	YAVATMAL	29681	26098	26098	0	3583
34	LATUR	27171	26115	26113	-2	1058
Total		668849	550802	551602	802	117247

Remaining Sanction RANK

SATARA	0
SINDHUDURG	34
KOLHAPUR	37
SANGLI	129
SOLAPUR	273
RATNAGIRI	449
PALGHAR	818
LATUR	1058
RAIGAD	1178
JALNA	1263
THANE	1307
WASHIM	1446
GONDIA	1451
GADCHIROLI	1637
BULDHANA	1649
PUNE	1902
WARDHA	1977
BEED	2082
PARBHANI	2194
BHANDARA	2198
AHMEDNAGAR	2325
AURANGABAD	2346
JALGAON	3124
AMRAVATI	3525
YAVATMAL	3583
DHULE	4082
NAGPUR	5270
AKOLA	5990
NANDED	6153
OSMANABAD	7874
NASHIK	9253
HINGOLI	11992
NANDURBAR	12443
CHANDRAPUR	16205

राज्यपुरस्कृत आवास योजना ग्रामीण - पूर्ण घरकूले

Sr. No.	Division	Sanction	13.04.2023	14.04.2023	Daily Achievement	Remaining	Avg. Completed Per Day From 20.11.22 to Today	To be Completed in Per Day till 15.08.23
1	AURANGABAD DIV.	164369	103273	103413	140	60956	92	496
2	NAGPUR DIV.	89655	69034	69150	116	20505	46	167
3	NASHIK DIV.	110133	88598	88684	86	21449	73	174
4	AMRAVATI DIV.	93509	64246	64325	79	29184	56	237
5	KONKAN DIV.	30943	23488	23528	40	7415	15	60
6	PUNE DIV.	62993	51786	51824	38	11169	26	91
Total		551602	400425	400924	499	150678	307	1225



राज्यपुरस्कृत आवास योजना ग्रामीण - पूर्ण घरकूले

Sr. No.	District	Sanction	13.04.2023	14.04.2023	Daily_Achievement	Remaining	Avg. Completed Per Day From 20.11.22 to Today	To be Completed in Per Day till 15.08.23
1	CHANDRAPUR	24080	18502	18551	49	5529	13	45
2	NANDED	20607	11852	11885	33	8722	9	71
3	AURANGABAD	23795	14858	14887	29	8908	9	72
4	LATUR	26113	18005	18032	27	8081	12	66
5	GADCHIROLI	15197	10618	10642	24	4555	9	37
6	YAVATMAL	26098	17720	17742	22	8356	13	68
7	NASHIK	22782	18636	18655	19	4127	13	34
8	DHULE	17708	13000	13018	18	4690	11	38
9	NANDURBAR	14135	10396	10414	18	3721	7	30
10	JALGAON	22535	17479	17496	17	5039	12	41
11	AMRAVATI	19699	13795	13810	15	5889	9	48
12	PALGHAR	10974	7346	7361	15	3613	6	29
13	SOLAPUR	18445	14887	14902	15	3543	7	29
14	WASHIM	10054	7053	7068	15	2986	8	24
15	AHMEDNAGAR	32973	29087	29101	14	3872	31	31
16	BULDHANA	19967	13490	13504	14	6463	17	53
17	NAGPUR	11021	9045	9059	14	1962	3	16
18	AKOLA	17691	12188	12201	13	5490	9	45
19	JALNA	19183	10937	10950	13	8233	26	67
20	OSMANABAD	16979	10737	10750	13	6229	11	51
21	BHANDARA	15392	12326	12338	12	3054	4	25
22	BEED	24796	14327	14338	11	10458	14	85
23	GONDIA	12795	9865	9875	10	2920	8	24
24	PUNE	12770	9972	9982	10	2788	6	23
25	RATNAGIRI	6677	5959	5968	9	709	2	6
26	HINGOLI	15306	9347	9355	8	5951	6	48
27	KOLHAPUR	12528	10542	10550	8	1978	3	16
28	THANE	4957	3714	3722	8	1235	2	10
29	WARDHA	11170	8678	8685	7	2485	7	20
30	PARBHANI	17590	13210	13216	6	4374	4	36
31	RAIGAD	6228	4596	4602	6	1626	3	13
32	SANGLI	8603	6854	6857	3	1746	4	14
33	SATARA	10647	9531	9533	2	1114	6	9
34	SINDHUDURG	2107	1873	1875	2	232	1	2
Total		551602	400425	400924	499	150678	307	1225

प्रधानमंत्री आवास योजना ग्रामीण - हप्ते वितरण

Sr. No.	Division	1st Installment (Daily Achivement)	1st Installment Remaining	2nd Installment (Daily Achivement)	2nd Installment Remaining	3rd Installment (Daily Achivement)	3rd Installment Remaining
1	NASHIK DIV.	0	11805	0	43103	0	23243
2	AMRAVATI DIV.	0	33015	0	35796	0	15417
3	AURANGABAD DIV.	0	21916	0	58327	0	21983
4	NAGPUR DIV.	0	11659	0	24124	0	14342
5	KONKAN DIV.	0	619	0	4382	0	4503
6	PUNE DIV.	0	11182	0	17673	0	7014
Total		0	90196	0	183405	0	86502

PMAY-G 1st Ins Pending

SINDHUDURG	6
RAIGAD	20
THANE	110
RATNAGIRI	120
PALGHAR	363
GADCHIROLI	408
KOLHAPUR	562
SANGLI	740
SATARA	964
DHULE	1176
NASHIK	1271
PARBHANI	1332
NANDURBAR	1514
GONDIA	1657
WARDHA	1698
JALNA	2097
HINGOLI	2105
NAGPUR	2138
PUNE	2304
CHANDRAPUR	2411
LATUR	2554
AURANGABAD	3056
AHMEDNAGAR	3175
WASHIM	3304
OSMANABAD	3345
BHANDARA	3347
NANDED	3711
BEED	3716
AKOLA	4257
YAVATMAL	4479
JALGAON	4669
SOLAPUR	6612
BULDHANA	8783
AMRAVATI	12192

PMAY-G 2nd Ins Pending

SINDHUDURG	307
RATNAGIRI	532
RAIGAD	594
THANE	779
SATARA	1368
WARDHA	1455
PALGHAR	2170
OSMANABAD	2251
PUNE	2467
KOLHAPUR	2808
GADCHIROLI	3034
NAGPUR	3156
HINGOLI	3478
WASHIM	3921
AHMEDNAGAR	4187
SANGLI	4396
LATUR	4900
GONDIA	5060
AKOLA	5381
CHANDRAPUR	5435
JALNA	5625
BHANDARA	5984
AURANGABAD	6222
BULDHANA	6627
SOLAPUR	6634
NASHIK	6810
PARBHANI	6990
DHULE	7354
BEED	8951
AMRAVATI	9492
YAVATMAL	10375
NANDURBAR	11239
JALGAON	13513
NANDED	19910

PMAY-G 3rd Ins Pending

SINDHUDURG	401
RAIGAD	422
RATNAGIRI	556
THANE	761
WARDHA	954
PUNE	1045
KOLHAPUR	1068
SATARA	1200
HINGOLI	1333
SANGLI	1416
NAGPUR	1487
LATUR	1825
AKOLA	2012
JALNA	2188
WASHIM	2190
PARBHANI	2231
SOLAPUR	2285
PALGHAR	2363
GADCHIROLI	2480
AURANGABAD	2527
OSMANABAD	2612
BHANDARA	2696
BULDHANA	2803
CHANDRAPUR	2919
AMRAVATI	3186
BEED	3380
AHMEDNAGAR	3622
GONDIA	3806
DHULE	3831
NASHIK	3994
JALGAON	4020
YAVATMAL	5226
NANDED	5887
NANDURBAR	7776

प्रधानमंत्री आवास योजना ग्रामीण - हप्ते वितरण

Sr. No.	District	1st Installment (Daily Achivement)	1st Installment Remaining	2nd Installment (Daily Achivement)	2nd Installment Remaining	3rd Installment (Daily Achivement)	3rd Installment Remaining
1	AHMEDNAGAR	0	3175	0	4187	0	3622
2	AKOLA	0	4257	0	5381	0	2012
3	AMRAVATI	0	12192	0	9492	0	3186
4	AURANGABAD	0	3056	0	6222	0	2527
5	BEED	0	3716	0	8951	0	3380
6	BHANDARA	0	3347	0	5984	0	2696
7	BULDHANA	0	8783	0	6627	0	2803
8	CHANDRAPUR	0	2411	0	5435	0	2919
9	DHULE	0	1176	0	7354	0	3831
10	GADCHIROLI	0	408	0	3034	0	2480
11	GONDIA	0	1657	0	5060	0	3806
12	HINGOLI	0	2105	0	3478	0	1333
13	JALGAON	0	4669	0	13513	0	4020
14	JALNA	0	2097	0	5625	0	2188
15	KOLHAPUR	0	562	0	2808	0	1068
16	LATUR	0	2554	0	4900	0	1825
17	NAGPUR	0	2138	0	3156	0	1487
18	NANDED	0	3711	0	19910	0	5887
19	NANDURBAR	0	1514	0	11239	0	7776
20	OSMANABAD	0	3345	0	2251	0	2612
21	PALGHAR	0	363	0	2170	0	2363
22	PARBHANI	0	1332	0	6990	0	2231
23	PUNE	0	2304	0	2467	0	1045
24	RAIGAD	0	20	0	594	0	422
25	RATNAGIRI	0	120	0	532	0	556
26	SANGLI	0	740	0	4396	0	1416
27	SATARA	0	964	0	1368	0	1200
28	SINDHUDURG	0	6	0	307	0	401
29	SOLAPUR	0	6612	0	6634	0	2285
30	THANE	0	110	0	779	0	761
31	WARDHA	0	1698	0	1455	0	954
32	WASHIM	0	3304	0	3921	0	2190
33	YAVATMAL	0	4479	0	10375	0	5226
34	NASHIK	-13	1271	0	6810	0	3994
	Total	0	90196	0	183405	0	86502

राज्यपुरस्कृत आवास योजना ग्रामीण - हप्ते वितरण

Sr. No.	Division	1st Installment (Daily Achivement)	1st Installment Remaining	2nd Installment (Daily Achivement)	2nd Installment Remaining	3rd Installment (Daily Achivement)	3rd Installment Remaining
1	AURANGABAD DIV.	488	16040	351	29262	300	12336
2	KONKAN DIV.	469	1275	124	2734	105	1459
3	AMRAVATI DIV.	76	3218	290	13537	229	6169
4	NAGPUR DIV.	134	3794	162	7928	145	4089
5	NASHIK DIV.	76	2915	82	8383	117	5603
6	PUNE DIV.	1	1696	45	4824	59	2361
Total		1244	28938	1054	66668	955	32017

State Schemes 1st Ins Pending

SINDHUDURG	13
RATNAGIRI	42
NANDURBAR	87
SATARA	175
RAIGAD	185
SANGLI	186
PUNE	285
THANE	330
KOLHAPUR	337
WARDHA	340
WASHIM	365
BULDHANA	405
AHMEDNAGAR	451
NAGPUR	480
GADCHIROLI	548
BHANDARA	562
NASHIK	598
JALGAON	661
AKOLA	685
PALGHAR	705
SOLAPUR	713
YAVATMAL	846
CHANDRAPUR	881
AMRAVATI	917
GONDIA	983
PARBHANI	1060
DHULE	1118
JALNA	1203
LATUR	1462
OSMANABAD	1726
HINGOLI	1865
BEED	2010
AURANGABAD	3004
NANDED	3710

State Schemes 2nd Ins Pending

SINDHUDURG	71
RATNAGIRI	179
THANE	279
SATARA	395
RAIGAD	674
NAGPUR	846
SANGLI	868
GONDIA	993
PUNE	994
BHANDARA	996
KOLHAPUR	1054
NANDURBAR	1125
WARDHA	1248
NASHIK	1344
DHULE	1437
WASHIM	1495
SOLAPUR	1513
PALGHAR	1531
GADCHIROLI	1805
CHANDRAPUR	2040
AHMEDNAGAR	2201
JALGAON	2276
BULDHANA	2277
PARBHANI	2310
AMRAVATI	2781
AKOLA	2867
HINGOLI	2953
OSMANABAD	3325
AURANGABAD	3626
JALNA	3628
NANDED	3903
LATUR	4026
YAVATMAL	4117
BEED	5491

State Schemes 3rd Ins Pending

SINDHUDURG	62
RATNAGIRI	182
THANE	236
NAGPUR	284
SATARA	286
KOLHAPUR	359
SANGLI	383
BHANDARA	400
RAIGAD	403
WARDHA	412
GONDIA	487
PALGHAR	576
PUNE	627
SOLAPUR	706
WASHIM	803
HINGOLI	859
PARBHANI	872
NASHIK	931
AKOLA	931
AMRAVATI	943
DHULE	1005
NANDURBAR	1044
CHANDRAPUR	1189
NANDED	1229
OSMANABAD	1244
JALGAON	1284
GADCHIROLI	1317
AHMEDNAGAR	1339
AURANGABAD	1346
BULDHANA	1607
YAVATMAL	1885
LATUR	1912
BEED	2421
JALNA	2453

राज्यपुरस्कृत आवास योजना ग्रामीण -हप्ते वितरण

Sr. No.	District	1st Installment (Daily Achievement)	1st Installment Remaining	2nd Installment (Daily Achievement)	2nd Installment Remaining	3rd Installment (Daily Achievement)	3rd Installment Remaining
1	PALGHAR	380	705	76	1531	41	576
2	HINGOLI	130	1865	39	2953	47	859
3	YAVATMAL	48	846	102	4117	65	1885
4	BULDHANA	6	405	110	2277	94	1607
5	JALNA	26	1203	76	3628	97	2453
6	NANDED	122	3710	32	3903	10	1229
7	AURANGABAD	85	3004	42	3626	34	1346
8	LATUR	12	1462	82	4026	66	1912
9	GADCHIROLI	55	548	41	1805	39	1317
10	PARBHANI	72	1060	25	2310	24	872
11	AMRAVATI	16	917	58	2781	45	943
12	NASHIK	68	598	24	1344	24	931
13	BEED	37	2010	42	5491	14	2421
14	GONDIA	48	983	18	993	23	487
15	CHANDRAPUR	19	881	36	2040	31	1189
16	RAIGAD	42	185	14	674	30	403
17	THANE	47	330	17	279	18	236
18	JALGAON	3	661	36	2276	28	1284
19	WARDHA	7	340	26	1248	20	412
20	BHANDARA	1	562	24	996	23	400
21	DHULE	1	1118	11	1437	30	1005
22	AKOLA	6	685	12	2867	21	931
23	PUNE	1	285	18	994	18	627
24	AHMEDNAGAR	4	451	9	2201	20	1339
25	NAGPUR	4	480	17	846	9	284
26	SOLAPUR	0	713	10	1513	19	706
27	RATNAGIRI	0	42	13	179	13	182
28	OSMANABAD	4	1726	13	3325	8	1244
29	NANDURBAR	0	87	2	1125	15	1044
30	SATARA	0	175	7	395	10	286
31	SANGLI	0	186	7	868	7	383
32	WASHIM	0	365	8	1495	4	803
33	KOLHAPUR	0	337	3	1054	5	359
34	SINDHUDURG	0	13	4	71	3	62
	Total	1244	28938	1054	66668	955	32017

प्रधानमंत्री आवास योजना ग्रामीण - Delayed Houses

